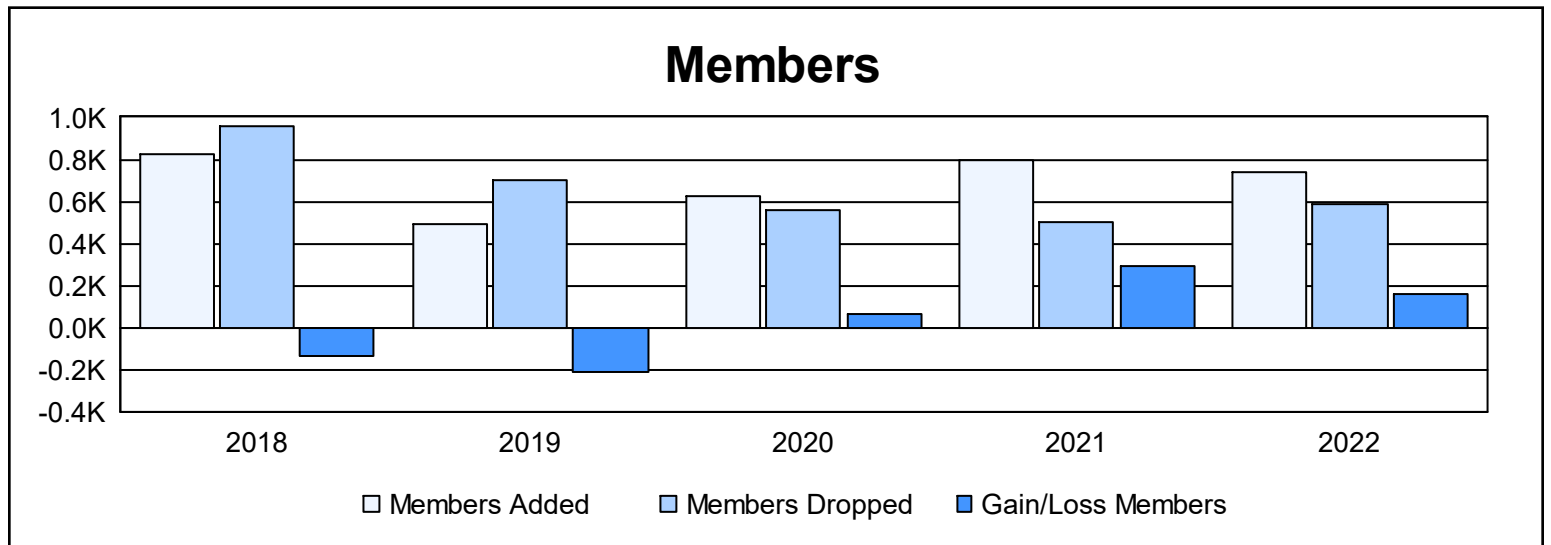
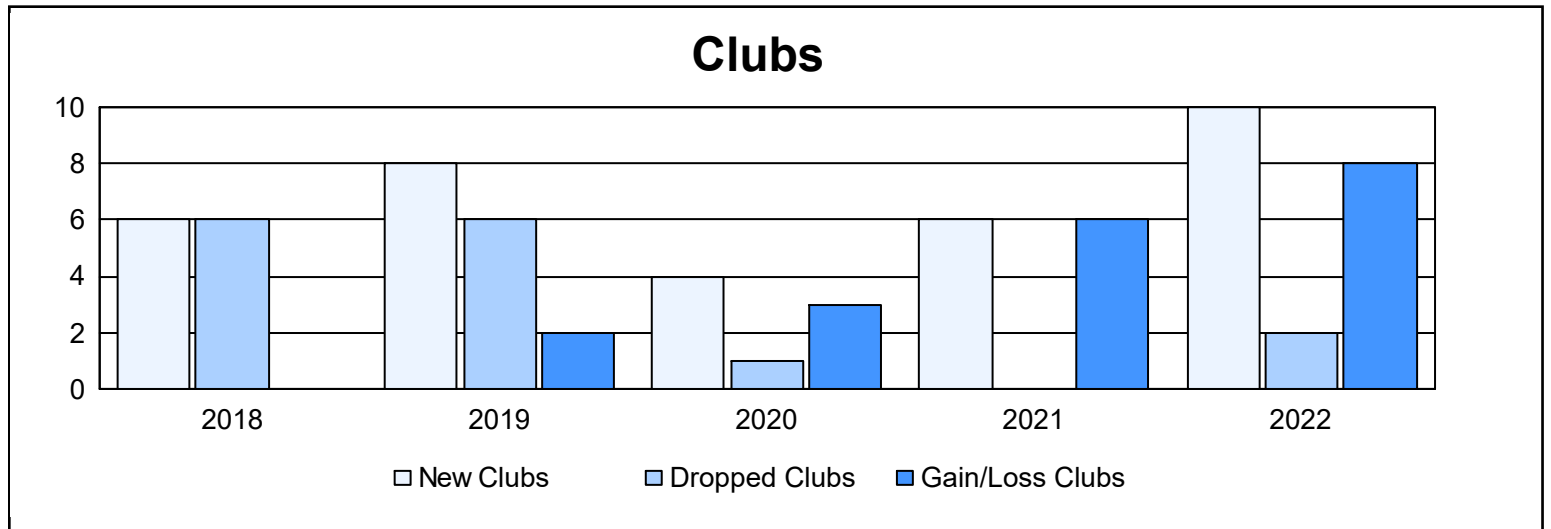
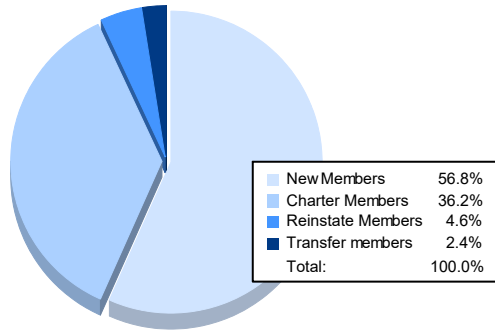


Year	New Clubs	Dropped Clubs	Gain/ Loss Clubs	New Members	Charter Members	Reinstate Members	Transfer Members	Total Member Added	Total Members Dropped	Gain/ Loss Members
2017-2018	6	6	0	547	198	62	21	828	959	-131
2018-2019	8	6	2	217	226	39	7	489	705	-216
2019-2020	4	1	3	420	138	39	25	622	560	62
2020-2021	6	0	6	538	183	59	13	793	500	293
2021-2022	10	2	8	420	268	34	18	740	583	157
<b>Average</b>	<b>7</b>	<b>3</b>	<b>4</b>	<b>428</b>	<b>203</b>	<b>47</b>	<b>17</b>	<b>694</b>	<b>661</b>	<b>33</b>



### Membership Composition June 2022 Cumulative



### Gender Composition June 2022 Cumulative

